

EDITORIAL

Welcome to my first Newsletter of 2022. My first major news is something that all of you racers out there have been waiting for, see below. The next article is Part 2 of my look at Wrenn 152 In Print. Following that there is an article on some original artwork. Next there is some news about another foreign importer. This is followed by some interesting 'old' photos of a Wrenn 152 layout, there is an insert from a contemporary magazine that has just been found and finally a layout with home-made track. I do hope that you enjoy reading it.



NEW URETHANE TYRES AVAILABLE AGAIN

I am delighted to report that Slotcarstyres are back in business! I have to thank David Oxley for letting me know. You may remember that Bruno, the owner of this French company, died some time ago and his wife did not know what to do with the business, so things were left somewhat in limbo, until now! William Inghelbrecht has therefore decided to resurrect the company and carry on producing the tyres that we have relied upon to keep our Wrenn 152 cars going. It seems as though, initially at least, you can place your orders direct from their website. However their eBay account has not (as yet?) been renewed. The site is mostly in French but there are a few English sections. You can always use Google Translate for the rest. So do get your orders in now, if you need any for racing.



WRENN 152 IN PRINT - Part 2



Continuing from the first article in the last Newsletter, please find the following list of significant later books & magazines that were produced after Wrenn finished production of their slot cars:

Auto Modeller magazine November 1979. Retrospective 3-page article on Wrenn 152 by Roger Greenslade with 3No Black & White photos. This article was used as a

WRENN 152 IN PRINT - Part 2 continued

basis for a section on Wrenn 152 in his later book, please see below.



A History of Electric Model Roads and Racetracks 1908-1985 by Roger Greenslade. 4No photos supplied by the author and a description of the Wrenn 152 system. The same 3No photos from his previous article (above) were used together with a new photo of the BRM and Porsche cars which Roger had subsequently acquired, or had access to.



Merveilleux Circuits Miniatures by Alain Van Den Abeele. This French language book includes 3No colour photos taken by Eric De Ville and supplied by the author together with a description of the Wrenn 152 system.

The Story of Wrenn and Beyond - Part 4 by Maurice Gunter. This softback book is the last volume in a series and concludes Maurice's history of the G & R Wrenn company's products and includes a final chapter devoted totally to their Formula 152 system. It stretches to 10No full pages and includes 36No colour and black & white photos. Maurice used information and some photos from the Wrenn archive as well as from his personal collection in preparing this great tribute to Wrenn 152. I am very grateful to have been able to assist Maurice in collating some information and photos in the preparation of this book and it is still available via his eBay site.

WRENN 152 IN PRINT - Part 2 continued



Finally the following articles appeared in the monthly NSCC Journal:

September 1998 - My initial two-page article on the history of Wrenn 152 with 4No B&W photos.

January 2008 - Andy Carmichael's two page article on Wrenn 152 and Wrenn's 50 year anniversary with 1No photo.



As before, I am assuming that this article is not definitive and other examples may exist that I am not aware of. So, if you know of any others, do please let me know.



ORIGINAL ARTWORK

I am really pleased to report that Andy Dayton, of the Wrenn Specialist website, has discovered an original piece of printing artwork on his travels. Significantly it includes a flipped image of Wrenn's original Cooper logo. So I feel that this would date it not before April 1962, when it was used for the first time in Wrenn's classified advert in the May 1962 issue of the Model Maker magazine. This new, reversed image was generated with the approaching car travelling from right to left with the number roundel being 'modified' from it's original reversed state. In this case the artist has painted out the original number 3 (which is in reverse) and then substituted it with the new number 3 facing the correct way. This is a really great find and thank you very much for sharing Andy.



ANOTHER IMPORTER?

An interesting leaflet was discovered recently which was produced by Redley's in Johannesburg, South Africa. It was titled 'Wrenn Model Car Racing, Suggested Home Rules Variety in Racing, Data Sheet No 2'. It is dated 7th June 1962 and is printed onto a sheet of A4 paper and is folded including 4No pages. Were Redley's the importers or just an agent? It would seem likely that they were the importers into South Africa since they went to the expense of having this leaflet designed and printed specifically for Wrenn 152. However, this is obviously just speculation at this point in time, unless

ANOTHER IMPORTER? continued

anyone can verify it with any additional information or documents. The information in the leaflet is wholly devoted to Wrenn 152. Some of the sections are a little 'basic' but they are all very interesting and you have to appreciate that this was produced when slot racing was still in it's infancy with very few standards. The first is a section on suggestions for 'Home Racing Rules' next there is a section for a 'Variety In Racing' which includes 'Handicapping' and 'Team Racing' suggestions. The last section includes 'Random Notes' which included Redley's recommendations for achieving optimum performance from the cars and their set-ups. Finally they do state 'A little Wrenn goes a l-o-n-g way' which is a great sentiment. I wonder what Data Sheet No 1 contained? Finally I would certainly like to thank Alan Twiddy (one of our Wrenn 152 enthusiasts) for discovering this extremely rare leaflet and for sharing.




JUST A LAYOUT

When I originally launched my website I found a few photos of a landscaped layout on the internet which was a replica of the Monza layout as featured in the Wrenn Racing Circuits leaflet. Luckily I managed to save them and just put them in a folder as a reference. I have now noticed that the website which originally contained them has now disappeared so unfortunately I cannot seek permission to use them. I have therefore decided to share them with you here, as opposed to including them on the website. As you can see in the photos below the layout was mounted onto a large, single, timber-framed baseboard with additional scenic items. As well as a pair of Trackside Pits there are two Wrenn Grandstands and a number of other small buildings (kits?). There are also four Controllers, so this may have been a small club which originally built it. However if you know who built it, if it still is in existence, who owns it now or if you have any information about it at all, I would be grateful to hear from you.



ANOTHER CHRISTMASTIME TREAT

I was lucky enough to discover a photo from another publication which was featuring Wrenn 152. This one was taken from The Motor magazine in the issue from November 25th 1962. As can be seen below it uses the same Black & White photo that was also used on the rear cover of the then current C1-Catalogue. It certainly is extolling the virtues and advantages of Wrenn 152 and I am assuming that this was included as part of their usual Christmastime feature with a number of other possible gifts.



HOME MADE LAYOUT

In order to accompany my review of the contemporary articles on Wrenn 152 layouts in the trade press, there was one article included in the Model Maker magazine's 'Talking Tracks' section from their December 1961 issue, with a difference. This is notable since it does feature a layout built to 1/52 scale but it had the actual track constructed from slotted hardboard with the running rails made from 2thou. brass strip! It can't be confirmed (as yet) but looking at the two photos it does seem as though the builder, K.A. Pearce from Castle Bromwich, certainly displayed the layout with multiple cars on each lane, so I am just wondering if he also

HOME MADE LAYOUT continued

catered for multi-car running. If so we would have to applaud his efforts even more, although I can't seem to see a Lane Changing facility... but perhaps that was just a step too far. Wrenn 152 cars were used and it is stated that the layout had lap times of around 6 seconds. Do you have any further information about this layout? If you do it would be great to hear from you. See the photos below and I do apologise about their clarity.



USEFUL CONTACTS

Rob Miller has a website forum for Wrenn 152.
www.tapatalk.com/groups/wrenn152/

Site includes a forum for all slot car manufacturers including Wrenn 152 and a Swap Shop.
www.slotforum.com

Site covers Wrenn railways and Wrenn 152 and includes a list of currently available items for sale.
www.wrennspecialist.co.uk

As already mentioned, this French manufacturer is again making reproduction urethane tyres for Wrenn 152 and they are selling direct from their website.
www.slotcarstyres.com